

## CORAL NC SANDING SEALER

(CWF 3)

### Product description:

#### Type

Coral NC Sanding Sealer is a superior quality transparent wood sealer based on a high performance alkyd and nitrocellulose.

#### Features and benefits

It fills porous of wood surface and facilitates sanding. The sanded product is smooth non-porous, and ready for painting.

#### Recommended use

All types wood as the priming coat in wood joineries.



#### Substrate

It can be used for garden furniture, ply wood, soft wood, hard wood chipboards etc.

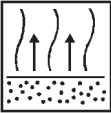

### Product data:

<b>Packaging size</b>	0.5L, 1L and 4L
<b>Colors</b>	Translucent
<b>Finish, Dry Film</b>	Eggshell
<b>Solids by volume</b>	21 ± 3 volume% (Theoretical, Depending on Shades)
<b>Specific gravity</b>	0.94± 0.05 (Theoretical Only for White)
<b>Viscosity</b>	65 - 75 KU

### Application data:

<b>Products</b>	<b>CORAL SANDING SEALER:</b> <b>THINNER :</b>	SINGLE COMPONENT CORAL STANDARD THINNER/CORAL EXTRA HIGHGLOSS THINNER
<b>Surface Preparation</b>	The substrate must be clean, dry and free from dust, oil, grease, laitance etc. All traces of form release agents/curing agents must be removed. A light sanding with suitable abrasive material is recommended before application. Any resulting dust/loose particles must be removed.  Topcoat Application is recommended on primed surface.	
<b>THINNER/ DILUTION</b>	<b>CORAL STANDARD THINNER:</b> <b>Coverage:</b>	MAX.8- 10% (Spray Viscosity 22-28 sec @ B4 Ford cup)  8-10 sq metre/litre.
<b>Application</b> 	<b>Conventional gun:</b> <b>HVLP/Compliant gun:</b>	Fluid Tip 1.3 – 1.6mm, Air pressure 50 psi (3.5 bar) at the gun  Fluid Tip 1.2 – 1.5mm, Air pressure – refer to spray gun manufacturers information
<b>Coats</b> 	<b>2 Coats</b> <ul style="list-style-type: none"> <li>Apply 1 medium fully flowing coat, flash off</li> <li>Apply 1 full coat. (30 – 50 microns dry film)</li> </ul>	

## Coral NC Sanding Sealer

<b>Flash Time</b> 	10 – 15 minutes between coats at 30°C		
<b>Drying</b> 	<b>Air Dry at 30°C:</b>	<b>Touch Dry:</b> <b>Dry to handle:</b> <b>Full cure :</b> <b>Over coating:</b>	15-20mins 1 hrs. 8 hours 1 hrs.
<b>Process Notes</b> Clean up equipment immediately after use, using Coral Standard Thinner or another suitable solvent. Dispose of waste in accordance with applicable regulations.			

These products are for professional painting only, and are not to be used for purposes other than those specified. The information on this TDS is based on present scientific and technical knowledge, and it is the responsibility of the user to take all necessary steps in order to ensure the suitability of the product for the intended purpose.

## Remarks:

Other systems may be specified, depending on area of use. Masking tape has to be removed immediately after application of the topcoat. Contents of packaging with different batch numbers must be mixed together before use.

## Storage:

The product must be stored in accordance with national regulations. Keep the containers in a dry, cool, well ventilated space and away from sources of heat and ignition. Containers must be kept tightly closed. Handle with care.

## Environmental labelling:

Insignia Limited is an ISO 9001 and 14001 certified company for QMS and EMS respectively.

Refer to the product safety data sheet for more information.

## Health and safety:

Ensure good ventilation during application and drying. Observe hygiene and safety regulations. Wash your hands carefully after painting. Avoid contact of paint with eyes and skin. Keep out of the reach of children. Do not use can/container to store food and water. Refer to Material Safety Data Sheet for additional safety information.

## Disclaimer:

The information contained herein is to the best of our knowledge, accurate and current and is given in good faith without warranty. Users are deemed to have satisfied themselves independently as to the suitability of our products for their intended purpose. In no event shall insignia be liable for consequent or incidental damage.